

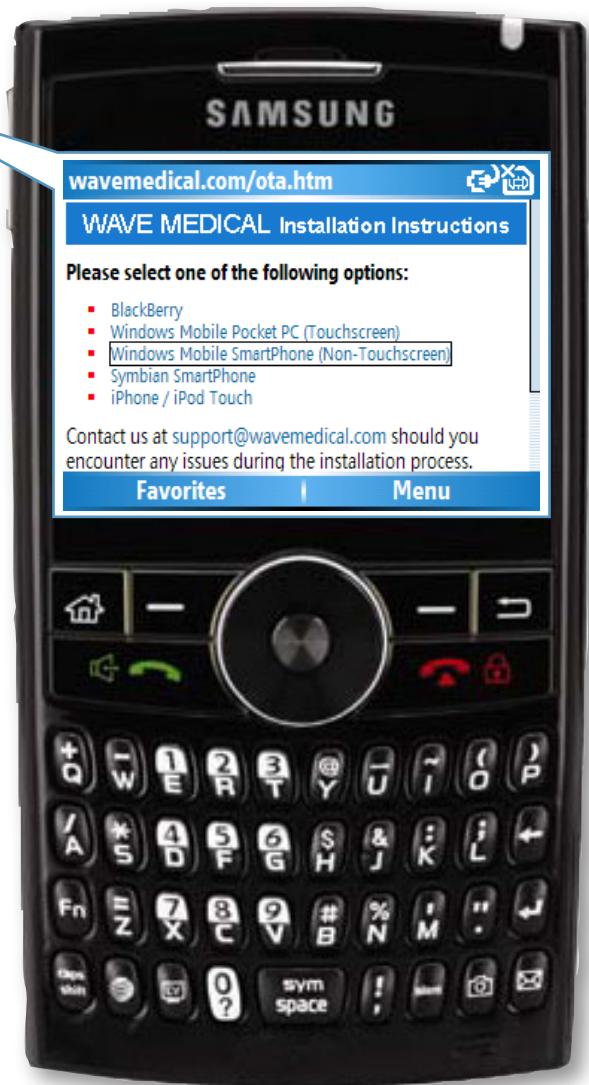


## EM Pro Quick Start Guide: Windows Mobile® Smartphone

1. Access the following page on your Windows Mobile internet browser:  
[www.WaveMedical.com/ota.htm](http://www.WaveMedical.com/ota.htm)

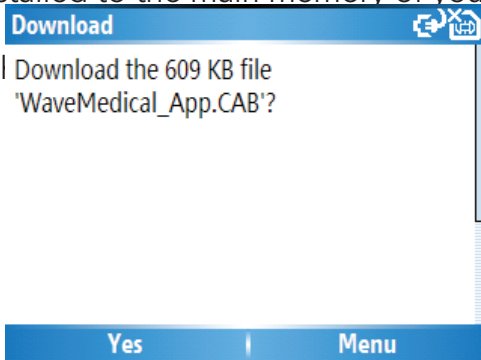
**\*\*Note: Installing to a memory card is not required, but highly recommended.\*\***

2. Select the **Windows Mobile Smartphone (Non-Touchscreen)** option.

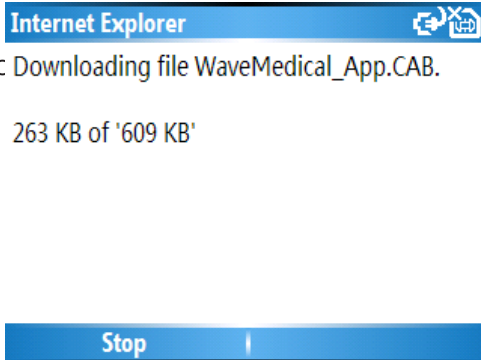


## INSTALL WAVEMEDICAL APPLICATION FILE

1. Download and install the **WaveMedical Application file**. The application must be installed to the main memory of your device.

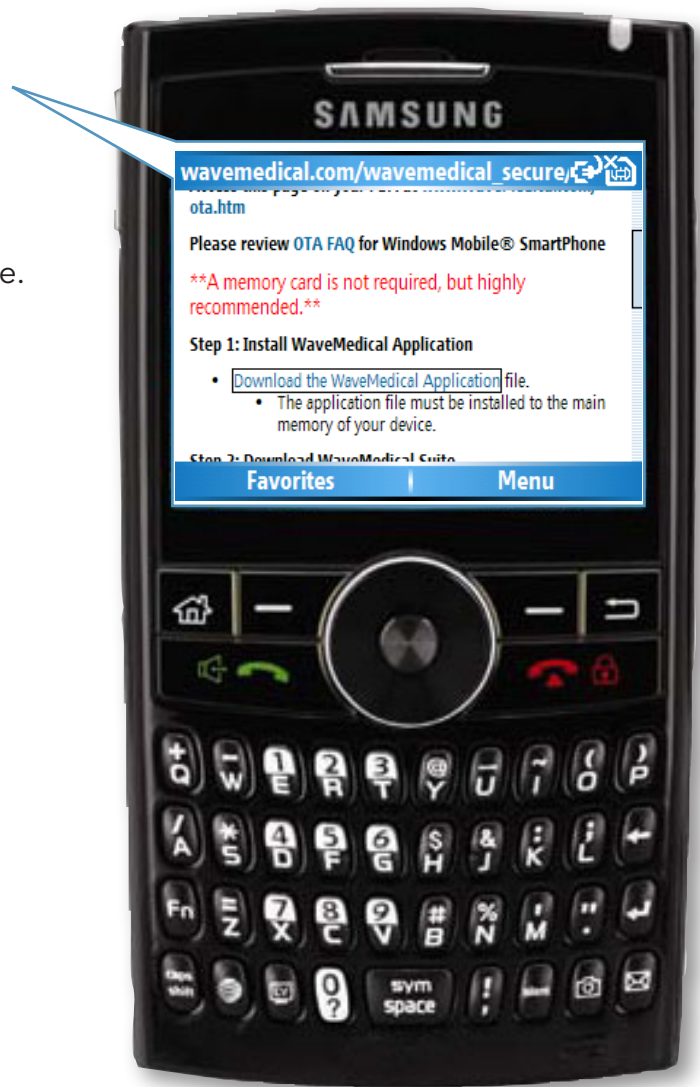
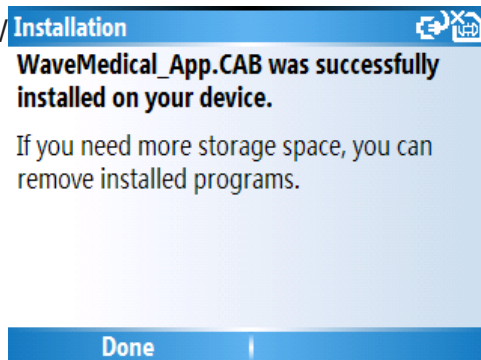


2. Click Download the 609 KB file 'WaveMedical\_App.CAB'?



3. Yes Downloading file WaveMedical\_App.CAB. 263 KB of '609 KB'

4. WaveMedical\_App.CAB was successfully installed on your device.



## DOWNLOAD WAVEMEDICAL APPLICATION

1. Open Wave Medical on your device.  
(Start > Programs (Applications) > Wave Medical)
2. From the My Wave Medical screen, press the **Options** button and select **Downloads**.
3. At the Account login screen, enter your **Wave Medical Username** (email address) and **Password**, and then press the **Login** button.

Account Login abc

User Name:

test@wavemedical.com

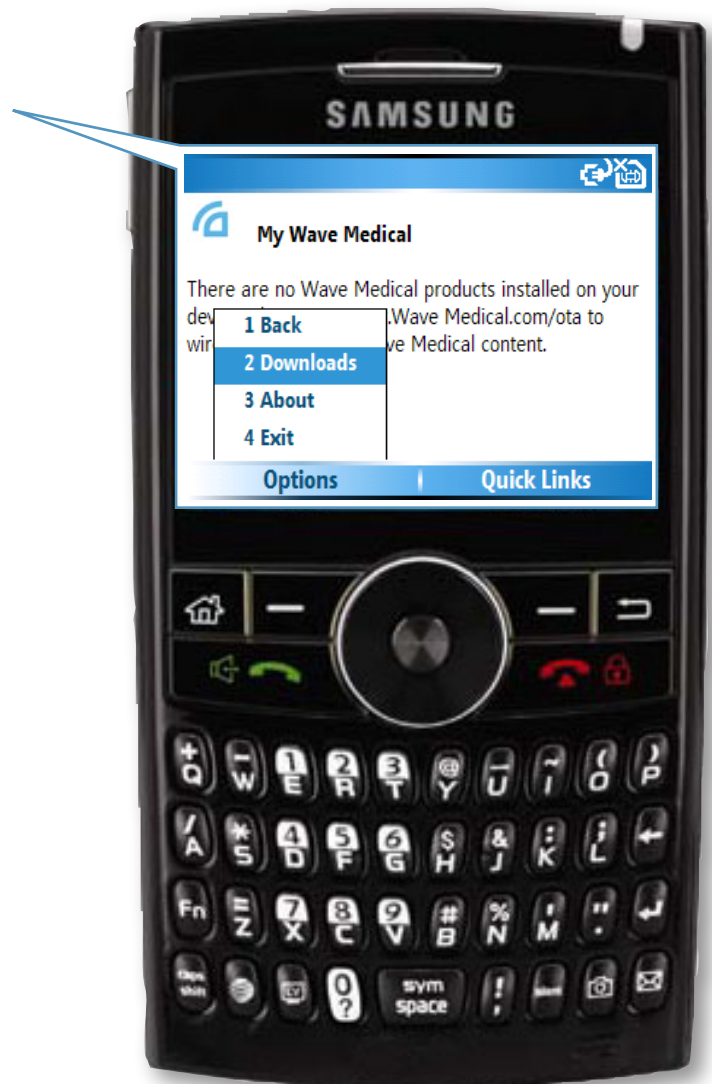
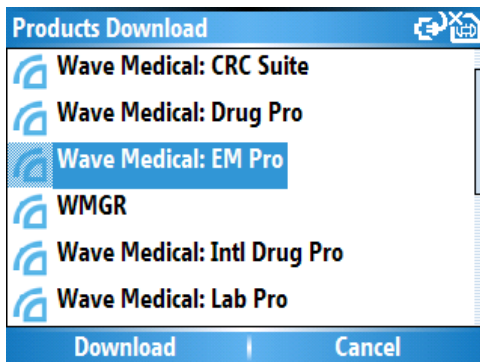
Password:

\*\*\*\*\*

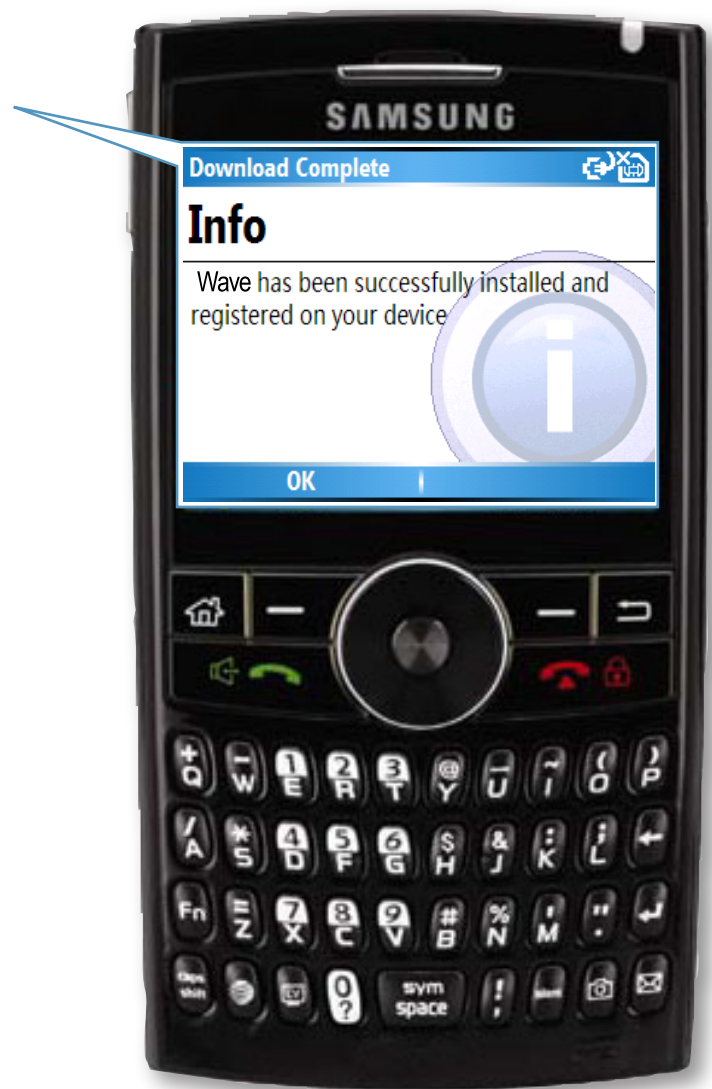
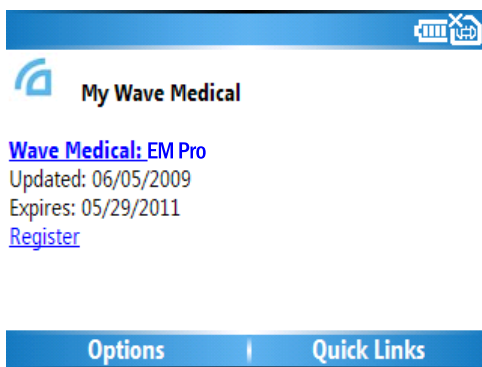
Login

Cancel

4. On the following screen, you will be presented with your Wave Medical applications. Highlight the application you wish to download, and press **Download**.



1. Once the download is complete, you will be presented with the following message. Press **Ok**.
2. You will then be redirected to the **My Wave Medical Screen**, just highlight and select your Wave Medical Application to begin using the program.



**Should you need any additional assistance, please contact Wave Medical Technical Support:**

Email: [support@wavemedical.com](mailto:support@wavemedical.com) • Live Chat: <http://www.wavemedical.com/Support.asp>  
 Monday thru Thursday: 9:00am – 8:00pm, Friday: 9:00am – 5:00pm,  
 Saturday and Sunday: 10:00am – 2:00pm (Central Standard Time)