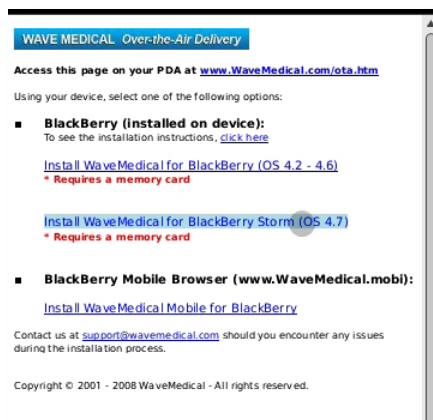




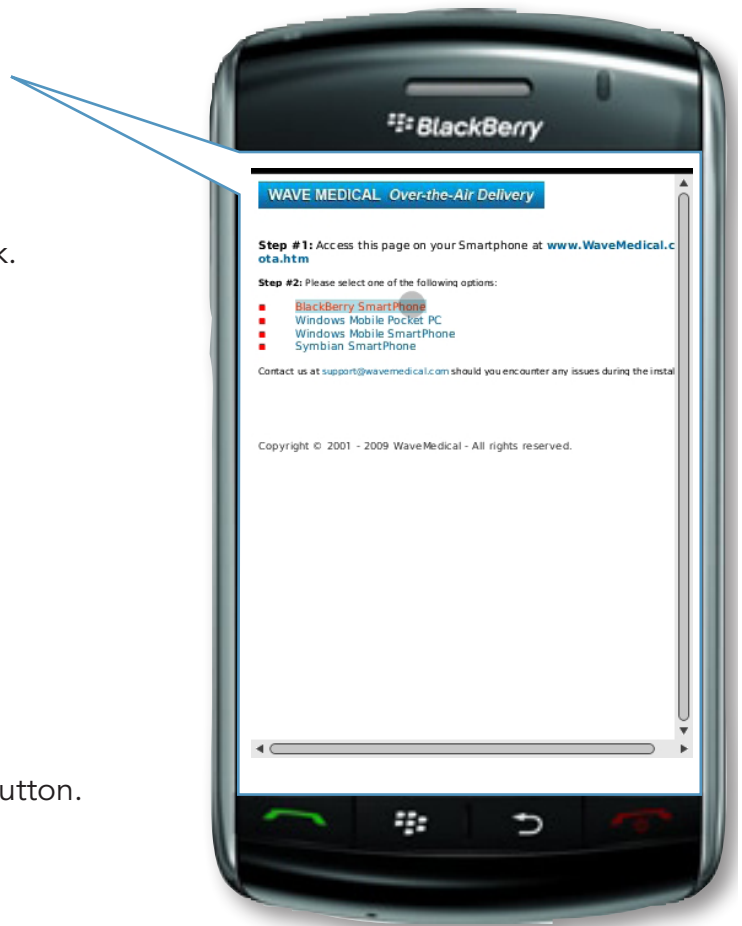
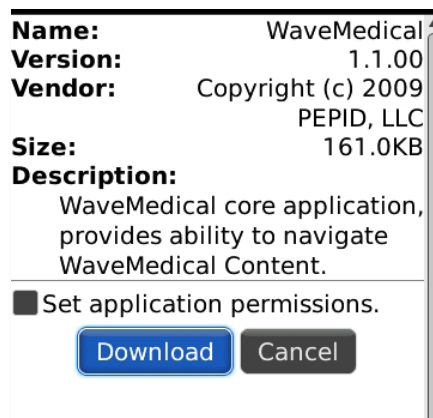
EM Pro Quick Start Guide: BlackBerry® Storm™

INSTALLING THE WAVE MEDICAL APPLICATION

1. Visit www.wavemedical.com/ota.htm on your BlackBerry's internet browser.
2. Select the **BlackBerry Smartphone** link.
3. On the following page, select **Install Wave Medical for BlackBerry Storm** link.

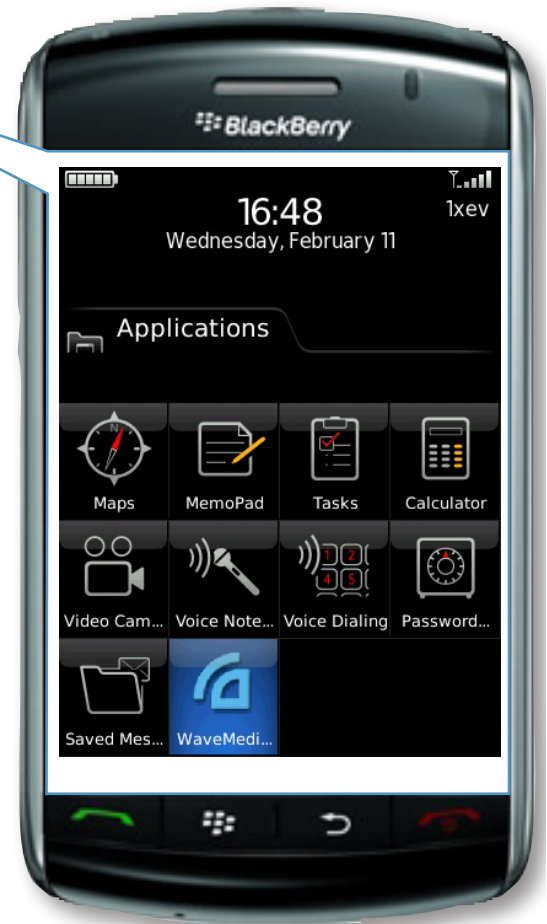


4. When prompted, select the **Download** button.



LAUNCH THE WAVE MEDICAL APPLICATION AND DOWNLOAD OTA

1. Go to **Applications (or Downloads)** and open the **WaveMedical** application.
2. When the application has opened, press the **Menu** button on your BlackBerry and select **Download OTA**.

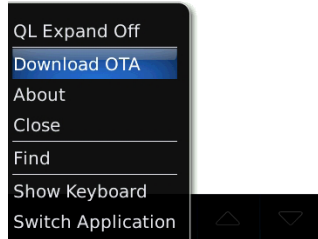


WaveMedical Document Manager

No WaveMedical suites are loaded on this device.

WaveMedical offers both Sync from desktop and Over-The-Air (OTA - available from the menu) installs.

* OTA requires a MicroSD card.



3. Enter your **email address** and **password**, press the **Menu** button and select **Ok**.

User Information Screen

WaveMedical username:

user@mail.com

Password:



4. Once the application has found your products, highlight the product you wish to download, press the **Menu** button on your BlackBerry and select **Download**.

Available Products

WMEM

EMSE

PDPC

PDOC

WMDP

Download progress:

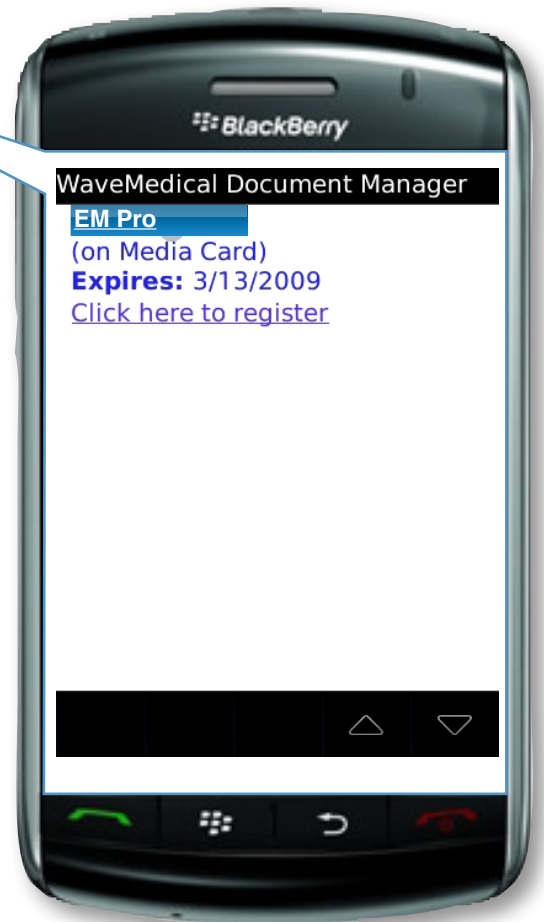
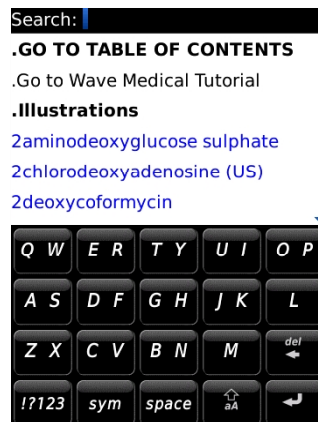
Complete: 0%

ACCESS YOUR WAVEMEDICAL SUITE

1. Close and reopen the **WaveMedical** application.
2. Tap on your available suite(s).
3. This will imitate the Building Index process. This process can take up to 20 minutes.



4. Once the Building Index process is complete, you will be taken to the Index; at which point you can begin using the software.



Should you need any additional assistance, please contact Wave Medical Technical Support:

Email: support@wavemedical.com • Live Chat: <http://www.wavemedical.com/Support.asp>
Monday thru Thursday: 9:00am – 8:00pm, Friday: 9:00am – 5:00pm,
Saturday and Sunday: 10:00am – 2:00pm (Central Standard Time)