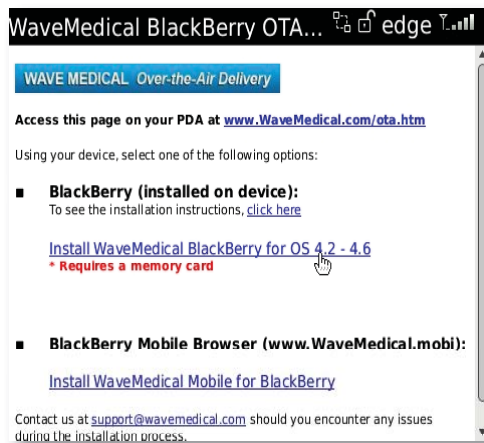




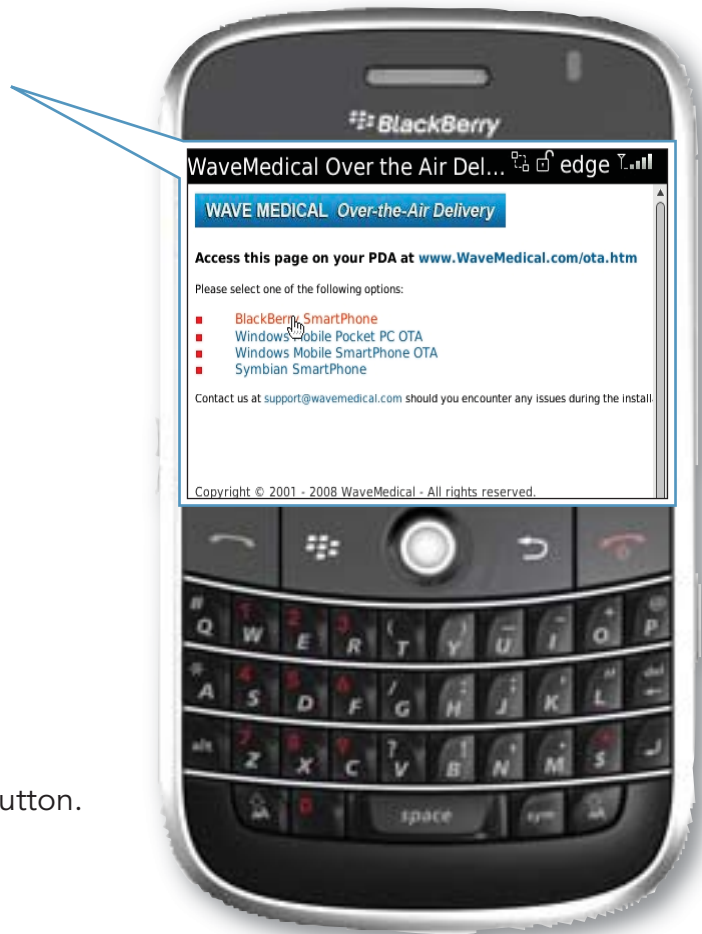
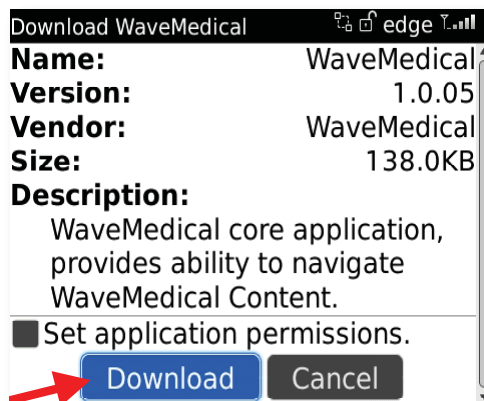
## Primary Pro Quick Start Guide: BlackBerry™

### INSTALLING THE WAVE MEDICAL APPLICATION

1. Visit [www.wavemedical.com/ota.htm](http://www.wavemedical.com/ota.htm) on your BlackBerry's internet browser.
2. Select the **BlackBerry Smartphone** link.
3. On the following page, select Install **WaveMedical BlackBerry**.

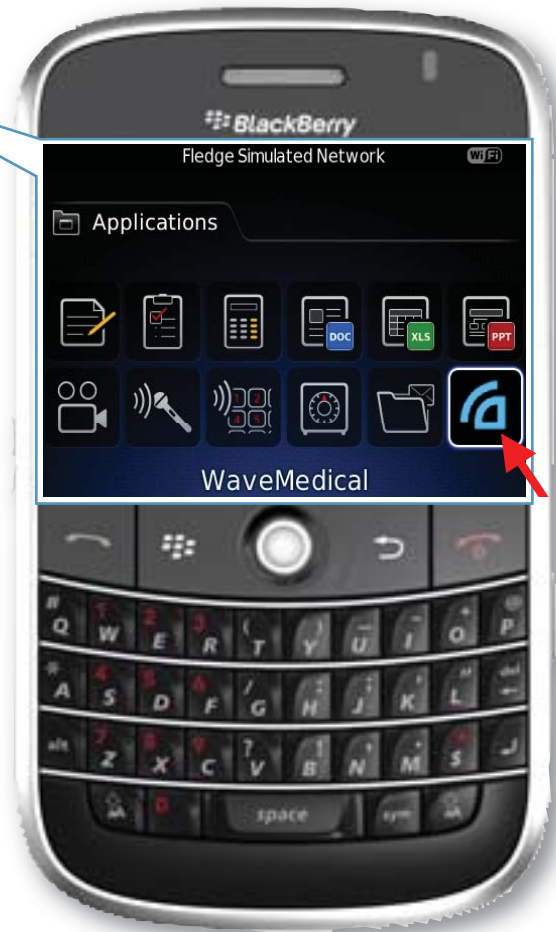
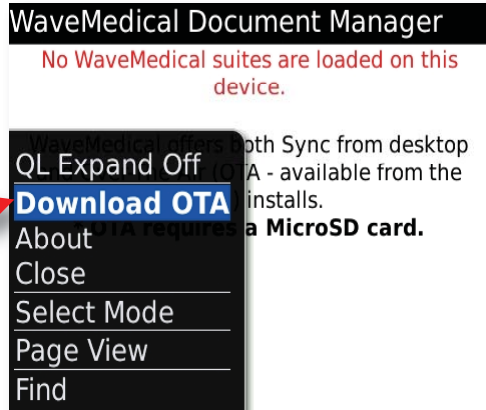


4. When prompted, select the **Download** button.

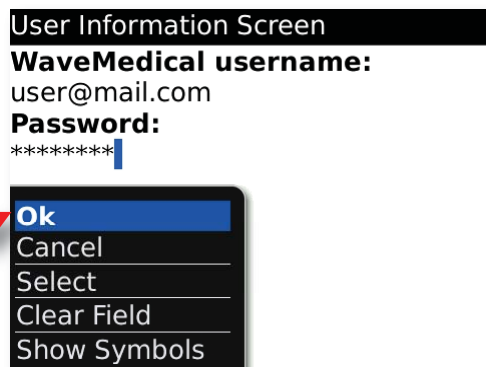


## LAUNCH THE WAVE MEDICAL APPLICATION AND DOWNLOAD OTA

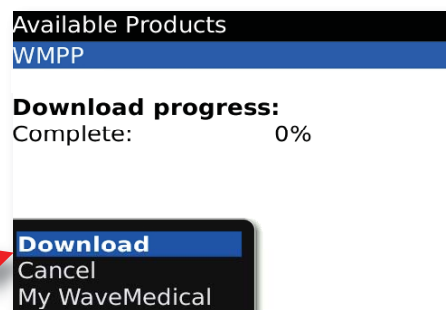
1. Go to **Applications (or Downloads)** and open the **WaveMedical** application.
2. When the application has opened, press the **Menu** button on your BlackBerry and select **Download OTA**.



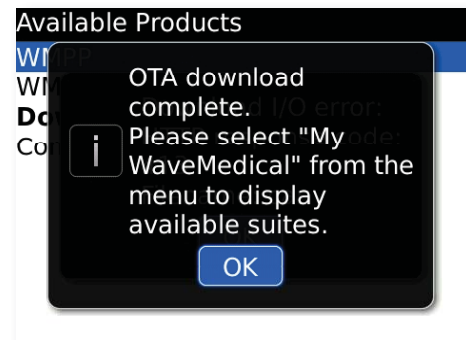
3. Enter your **email address** and **password**, press the **Menu** button and select **Ok**.



4. Once the application has found your products, highlight the product you wish to download, press the **Menu** button on your BlackBerry and select **Download**.

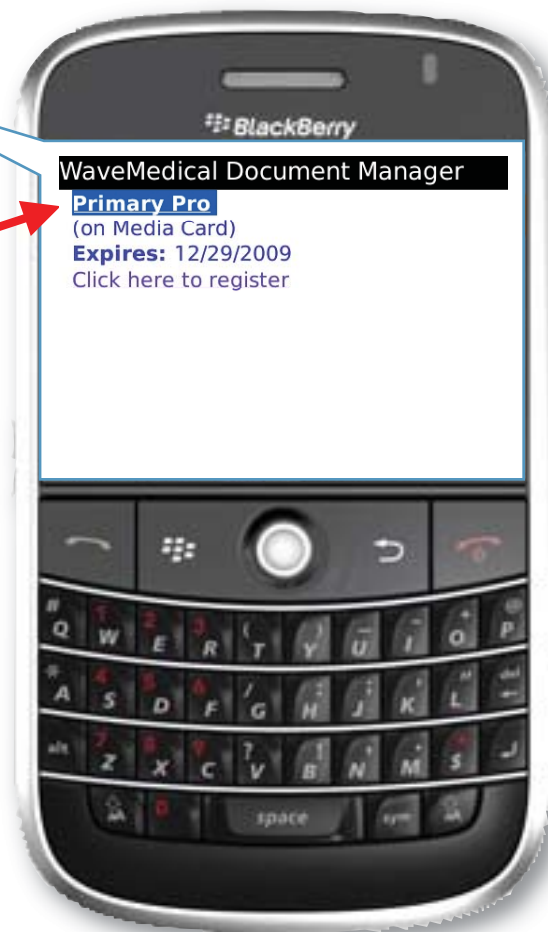
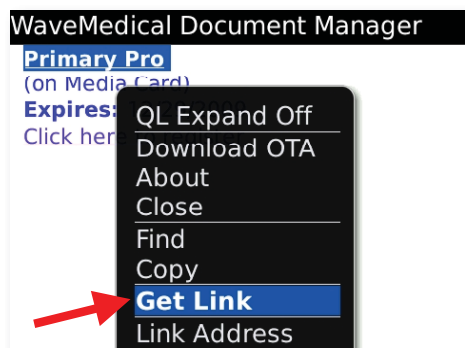


5. Once the download is complete, you will receive this message.

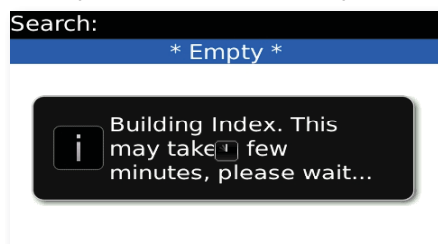


## ACCESS YOUR WAVEMEDICAL SUITE

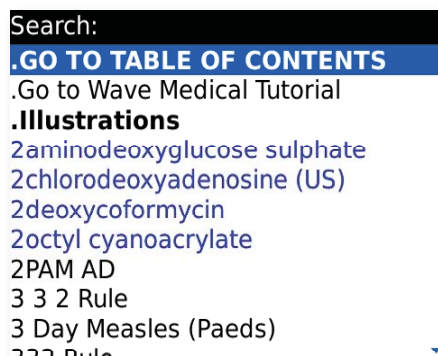
1. Close and reopen the **WaveMedical** application.
2. Highlight your Suite.
3. Press the **Menu** button on your BlackBerry and select **Get Link**.



4. This will initiate the Building Index process. This process can take up to 20 minutes.



5. Once the Building Index process is complete, you will be taken to the Index; at which point you can begin using the software.



**Should you need any additional assistance, please contact Wave Medical Technical Support:**

Email: [support@wavemedical.com](mailto:support@wavemedical.com) • Live Chat: <http://www.wavemedical.com/Support.asp>  
 Monday thru Thursday: 9:00am – 8:00pm, Friday: 9:00am – 5:00pm,  
 Saturday and Sunday: 10:00am – 2:00pm (Central Standard Time)